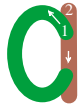


Print Rhythm Leader - Lowercase Letters



1. Hook Around
2. Small Down



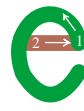
1. Tall Down
2. Roll Around



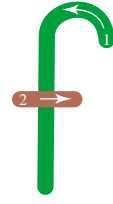
1. Hook Around



1. Hook Around
2. Tall Down



1. Hook Around
2. Slide



1. Hook Down
2. Cross

1. Hook Around
2. Down Tail



1. Tall Down
2. Roll Down

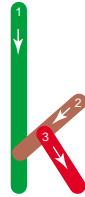


1. Small Down
2. Dot

1. Down Tail
2. Dot



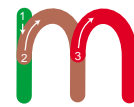
1. Hook Around
2. Down Hook



1. Tall Down
2. Slant In
3. Slant Out



1. Tall Down



1. Small Down
2. Roll Down
3. Roll Down



1. Small Down
2. Roll Down



1. Hook Around Close



1. Down Tail
2. Roll Around



1. Hook Around
2. Down Hook



1. Small Down
2. Roll



1. Hook Snake Around



1. Tall Down
2. Cross



1. Small Down
2. Curve Up
3. Small Down



1. Slant
2. Slant



1. Slant
2. Slant
3. Slant
4. Slant



1. Slant
2. Cross



1. Slant Right
2. Slant Tail



1. Slide
2. Slant
3. Slide

Numerals:



1. Hook Around Close



1. Tall Down



1. Roll Slant
2. Slide



1. Roll Around
2. Roll Around



1. Down
2. Slide
3. Down



1. Down
2. Roll Around
3. Slide



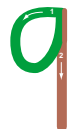
1. Curve Down
2. Loop



1. Slide
2. Slant



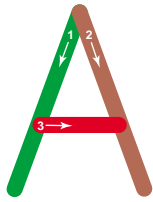
1. Hook Snake
2. Roll Up



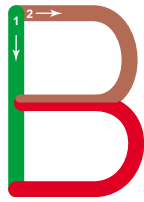
1. Curve Around
2. Tall Down

Print Rhythm Leader - Capital Letters


The movement sequences are illustrated using our unique COLOR/RHYTHM process in "ABC's and 1 2 3's." The first stroke is green, second stroke brown, third stroke red, (and the fourth stroke pink for 4-stroke letters) Letterforms are arranged alphabetically for easy correlation with any reading readiness process. Visit our web site for animated versions or you can order on CD ROM. Please remember, lowercase letters are most important for reading. <www.peterson-handwriting.com>



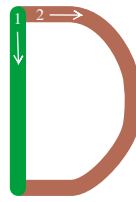
1. Slant Left
2. Slant Right
3. Slide



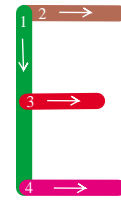
1. Tall Down
2. Slide Around
3. Slide Around



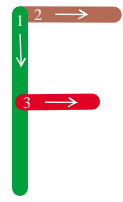
1. Hook Around



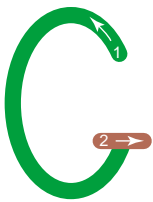
1. Tall Down
2. Slide Around



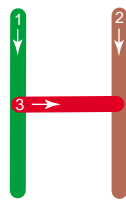
1. Tall Down
2. Slide
3. Slide
4. Slide



1. Tall Down
2. Slide
3. Slide




1. Hook Around
2. Slide



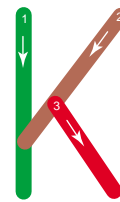
1. Tall Down
2. Tall Down
3. Slide



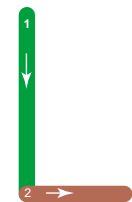
1. Tall Down
2. Slide
3. Slide



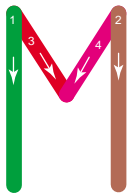
1. Tall Hook



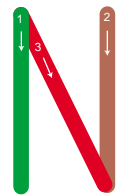
1. Tall Down
2. Slant
3. Slant




1. Tall Down
2. Slide



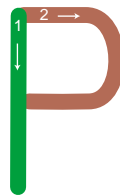
1. Tall Down
2. Tall Down
3. Slant
4. Slant



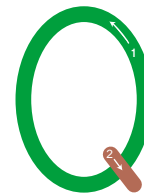
1. Tall Down
2. Tall Down
3. Slant



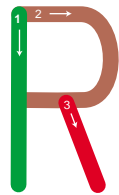
1. Hook Around
Close



1. Tall Down
2. Slide Around




1. Hook Around
Close
2. Slant



1. Tall Down
2. Slide Around
3. Slant



1. Hook Around
Snake



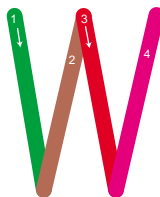
1. Tall Down
2. Slide



1. Tall Down
Curve Up



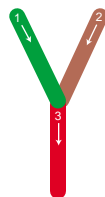
1. Slant
2. Slant




1. Slant
2. Slant
3. Slant
4. Slant



1. Slant
2. Cross



1. Slant Right
2. Slant Left
3. Down



1. Slide
2. Slant
3. Slide