

#1 Letter Formation

***Build letters
step-by-step.***

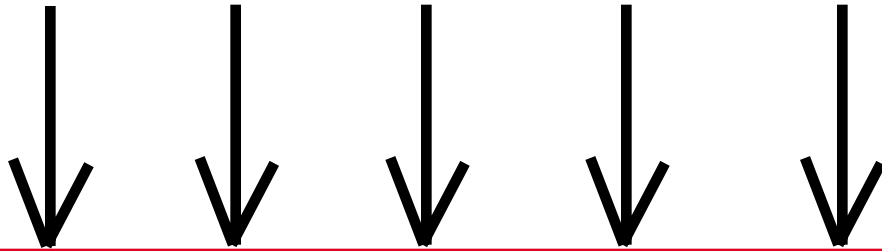
***Start in the
right place.***



Move in the proper direction.


#2 Downstrokes

Make downstrokes even:



"Chop" the baseline.

**Check paper holding,
arm and pencil position.**




#3 Size

***Start letters correctly
for good size.***

***Study the tall and
small letters.***

Check your position.



#4 Spacing

***Keep letters
close
inside of words.***



***Use your thumb
to space between words.***

#5 Smooth Rhythm

***Study the "beats"
for each letter.***

***Hold the pencil
softly.***

Avoid pressure.

Relax when you write!



#6 *Line Control*

Use lines for control.



Stop on the baseline!