

# ***#1 Letter Formation***

---

***Build letters  
step-by-step.***

***Start in the  
right place.***

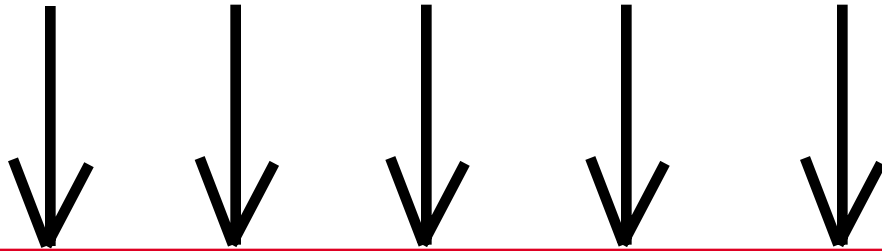


***Move in the proper direction.***

# #2 Downstrokes


---

**Make downstrokes even:**



**"Chop" the baseline.**

**Check paper holding,  
arm and pencil position.**




# #3 Size

---

***Start letters correctly  
for good size.***

***Study the tall and  
small letters.***

***Check your position.***



# **#4 Spacing**

---

***Keep letters  
close  
inside of words.***



***Use your thumb  
to space between words.***

# ***#5 Smooth Rhythm***

---

***Study the "beats"  
for each letter.***

***Hold the pencil  
softly.***

***Avoid pressure.***

***Relax when you write!***



# **#6 *Line Control***

---

***Use lines for control.***



***Stop on the baseline!***